

TOOLBOX PHONICS

British Curriculum-Aligned Phonics through Play

Phase 6A Sentences Activity

© Toolbox Phonics Ltd. All rights reserved.


All content in this document is the original intellectual property of Toolbox Phonics Ltd.

No part of this resource may be copied, modified, shared, or distributed in any form without written permission from the publisher.

For personal teaching, tutoring, or classroom use only.

Commercial use, resale, or redistribution is strictly prohibited.

www.toolboxphonics.com



Change the Sentence




How to Play

- 1 This activity includes both reading and writing.
- 2 The children will read each sentence and change the word highlighted in **bold** to its opposite by adding the prefix '**un**' at the beginning.
- 3 Reiterate that the word in bold is the root word, and '**un**' is the prefix.
- 4 Make sure today's prefix is clearly displayed for the children to refer to.

Toolbox Items:

You can substitute these items with similar ones




something to write with

Jo is **kind** to Rami.



Lock the door with a key.



Tie your shoelaces.




The dog next door is **safe** to pet.



The teacher was **fair** to his students.



Dad will **pack** his suitcase.



Martin will **load** the car.



Kate can **dress** herself.

