

TOOLBOX PHONICS

British Curriculum-Aligned Phonics through Play

Phase 6A Revisit Activity

© Toolbox Phonics Ltd. All rights reserved.


All content in this document is the original intellectual property of Toolbox Phonics Ltd.

No part of this resource may be copied, modified, shared, or distributed in any form without written permission from the publisher.


For personal teaching, tutoring, or classroom use only.

Commercial use, resale, or redistribution is strictly prohibited.

www.toolboxphonics.com



Act it Out




How to Play

- 1 This revisit activity reviews what a **verb** is. If the child or children haven't yet learnt about verbs, use this as a teaching opportunity.
- 2 As verbs are doing and action words, there are flashcards with a verb on one side and a picture showing it in action on the other. Print these flashcards **double-sided** (back to back).
- 3 Show the child or children the word side of a flashcard and call out the word. The child or children then demonstrate the verb by acting it out—for example, for the verb **run**, they can run around the room.
- 4 After they've acted it out, flip over the card to reveal the picture.
- 5 Reinforce to the children that all of these words are actions or doing words—and this is what a **verb** is.


walk

run




skip

swim



sing

jump



dance

read



drive

eat

