

# TOOLBOX PHONICS

British Curriculum-Aligned Phonics through Play

## Phase 5A Read Activity

© Toolbox Phonics Ltd. All rights reserved.


All content in this document is the original intellectual property of Toolbox Phonics Ltd.

No part of this resource may be copied, modified, shared, or distributed in any form without written permission from the publisher.

**For personal teaching, tutoring, or classroom use only.**

Commercial use, resale, or redistribution is strictly prohibited.

[www.toolboxphonics.com](http://www.toolboxphonics.com)



# Rhyme Race



## How to Play


- 1 This game helps children recognise patterns and spelling rules in words with the 'long a' sound.
- 2 Divide the group into teams and display the word **rain** on the board. As children call out rhyming words record them underneath- words must rhyme but don't need the same spelling, (e.g. lane, brain).
- 3 Repeat with the words: **date, snake, day, tail, made, aim, and shape** - these are all words containing the 'long a' sound.
- 4 Then, give each team an A3 sheet divided into three columns labelled **ai, ay, & a\_e**.
- 5 Teams race to sort the words into the correct columns, raising their hands or pressing a 'buzzer' (a press light) when finished.
- 6 Review the results together, discuss spelling patterns, and introduce the relevant rules (see Spelling Rules Poster).
- 7 Explain that while there are always exceptions, these are usually the '**best bet**'. If any words don't fit (such as eight) use this to highlight less common spellings.

## Playing with One Child

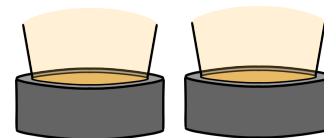
If playing with one child, play in the same way, with you and the child racing each other to sort the words.

## Toolbox Items:

You can substitute these items with similar ones



A3 Paper



A press light per team

ai

ay

a\_e