

# TOOLBOX PHONICS

British Curriculum-Aligned Phonics through Play

---

## Phase 5A Teach Activity

© Toolbox Phonics Ltd. All rights reserved.


All content in this document is the original intellectual property of Toolbox Phonics Ltd.

No part of this resource may be copied, modified, shared, or distributed in any form without written permission from the publisher.

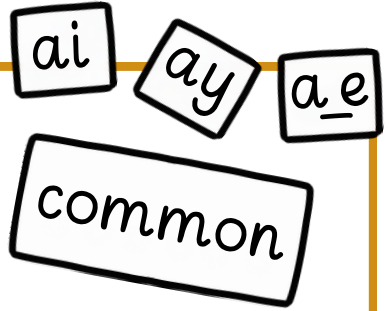
**For personal teaching, tutoring, or classroom use only.**

Commercial use, resale, or redistribution is strictly prohibited.

[www.toolboxphonics.com](http://www.toolboxphonics.com)



# Common V Rare




## How to Play:

- 1 Revisit the 'ai' sound and digraph using the small 'ai' flashcard.
- 2 Then, introduce the 'ay' grapheme and explain that it makes the same sound.
- 3 Repeat this with all the 'long a' flashcards below.
- 4 Explain that they are part of a 'sound family':

“They look different but sound the same.”

- 5 Divide the graphemes into 'common' and 'rare' groups, and let the child/children know that today's focus will be on the common graphemes.



ai



rain

TOOLBOX PHONICS

ay



play

TOOLBOX PHONICS


a\_e



cake

TOOLBOX PHONICS

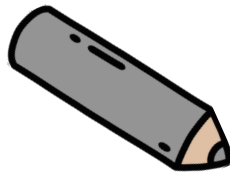
a



apron

TOOLBOX PHONICS

ey



grey

TOOLBOX PHONICS

eigh



eight

TOOLBOX PHONICS

ae



sundae

TOOLBOX PHONICS


ea



break

TOOLBOX PHONICS

ei



rein

TOOLBOX PHONICS