


Listen & Write




How to Play


- 1 Print copies of the sentence sheets for the child/children to write on.
- 2 Using the example sentences provided, dictate a sentence for the child/children to write that matches the picture.
- 3 Before writing the sentence, encourage the child/children to spend some time orally rehearsing it. This helps them hold the sentence in their heads while they write.

Note: Phase 4 tricky words for spelling are shown in bold.


Write a Sentence for the Picture...



Write a Sentence for the Picture...



Write a Sentence for the Picture...



Write a Sentence for the Picture...



Example Sentences:

- “Can I **have** a cake?” **said** Fay.
- **Some** children **were** late to class today.
- I will go to Spain on a plane.
- Ray made a **little** vase **out** of clay.