

TOOLBOX PHONICS

British Curriculum-Aligned Phonics through Play

Phase 4 Read Activity

© Toolbox Phonics Ltd. All rights reserved.


All content in this document is the original intellectual property of Toolbox Phonics Ltd.

No part of this resource may be copied, modified, shared, or distributed in any form without written permission from the publisher.

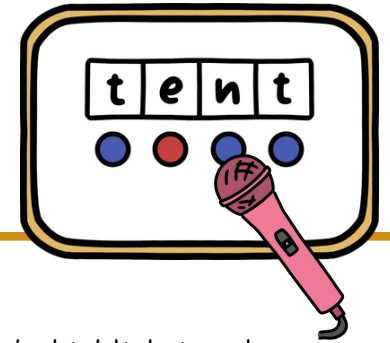
For personal teaching, tutoring, or classroom use only.

Commercial use, resale, or redistribution is strictly prohibited.

www.toolboxphonics.com



Microphone Reading



How to Play

- 1 In this activity, we will playfully exaggerate sounding out the additional consonant in CVCC and CCVC words, highlighting the importance of listening carefully for *all* the sounds in words. You can either write words into a blank phoneme frame or print a selection of the example words provided.
- 2 Take words one at a time and ask the child/children to identify the vowel in the word by placing a coloured sound button underneath it. Then, using a different colour, add sound buttons to the rest of the letters.
- 3 Bring their attention to the extra consonant hiding in the middle of the word- this is the sound we will use a microphone (real or toy) for. Read the word together and hold the microphone under the letter you want the child to exaggerate.
- 4 Match the word to a picture to support comprehension.

Options For Sound Buttons...

- Simply draw the sound buttons using two different coloured pens.
- If using a whiteboard, small circular coloured magnets work great as sound buttons!
- At a table with one child or a small group, you could use coloured gems, pom-poms, or counters.

Toolbox Items:

You can substitute these items with similar ones




microphone (toy or real)

&



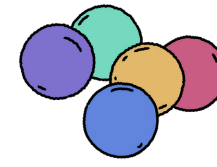
coloured pens

or



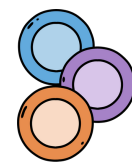
magnets

or



pom poms

or



counters

Blank Four Part Phoneme Frames

Use these to build your own words

--	--	--	--

--	--	--	--

CVCC Words

g

i

f

t

t

u

s

k

CVCC Words

t

e

n

t

b

e

l

t

CVCC Words

b

a

n

d

l

a

m

p

CVCC Words

w

i

n

d

l

a

n

d

CVCC Words

n

e

s

t

s

i

n

k

CVCC Words

l

i

n

k

l

i

f

t

CVCC Words

d

a

m

p

c

a

m

p

CVCC Words

s

o

f

t

p

o

n

d

CVCC Words

b

a

n

k

b

u

n

k

CVCC Words

h

a

n

d

m

i

l

k

CVCC Words

g

o

l

f

j

u

m

p

CVCC Words

m

e

l

t

h

u

m

p

CCVC Words

s

t

o

p

c

l

o

g

CCVC Words

f

r

o

g

s

t

e

p

CCVC Words

t

r

i

p

s

p

i

n

CCVC Words

f

l

a

g

t

w

i

n

CCVC Words

s

n

i

ff

p

l

u

m

CCVC Words

s

w

i

m

c


l

a

p




TOOLBOX PHONICS




TOOLBOX PHONICS




TOOLBOX PHONICS




TOOLBOX PHONICS




TOOLBOX PHONICS




TOOLBOX PHONICS




TOOLBOX PHONICS




TOOLBOX PHONICS



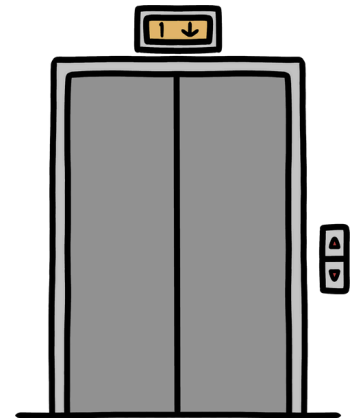
TOOLBOX PHONICS



TOOLBOX PHONICS




TOOLBOX PHONICS



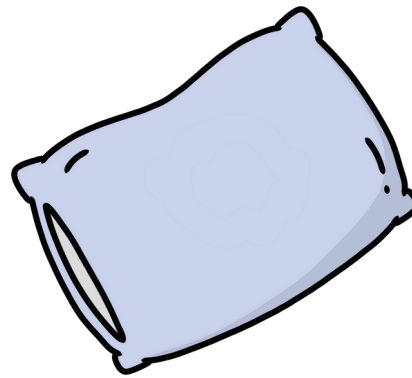
TOOLBOX PHONICS




TOOLBOX PHONICS



TOOLBOX PHONICS



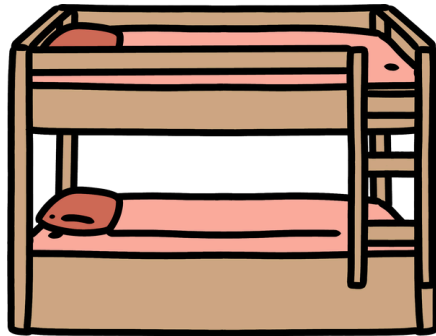
TOOLBOX PHONICS



TOOLBOX PHONICS



TOOLBOX PHONICS



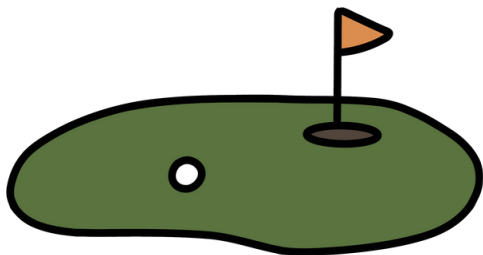
TOOLBOX PHONICS



TOOLBOX PHONICS




TOOLBOX PHONICS




TOOLBOX PHONICS



TOOLBOX PHONICS



TOOLBOX PHONICS




TOOLBOX PHONICS




TOOLBOX PHONICS



TOOLBOX PHONICS



TOOLBOX PHONICS




TOOLBOX PHONICS



TOOLBOX PHONICS




TOOLBOX PHONICS




TOOLBOX PHONICS



TOOLBOX PHONICS



TOOLBOX PHONICS



TOOLBOX PHONICS



TOOLBOX PHONICS



TOOLBOX PHONICS