

TOOLBOX PHONICS

British Curriculum-Aligned Phonics through Play

Letter Formation Activity

© Toolbox Phonics Ltd. All rights reserved.


All content in this document is the original intellectual property of Toolbox Phonics Ltd.

No part of this resource may be copied, modified, shared, or distributed in any form without written permission from the publisher.

For personal teaching, tutoring, or classroom use only.

Commercial use, resale, or redistribution is strictly prohibited.

www.toolboxphonics.com



Letter Formation

Toolbox Phonics letter formation prompts describe the movements required to form each letter. The prompts use consistent language across all letters.

Up, down, across describe all straight line movements

Around describes all round movements


Diagonal down, diagonal up describe all straight line diagonal movements

Over describes the hook movement in letters: r n m h


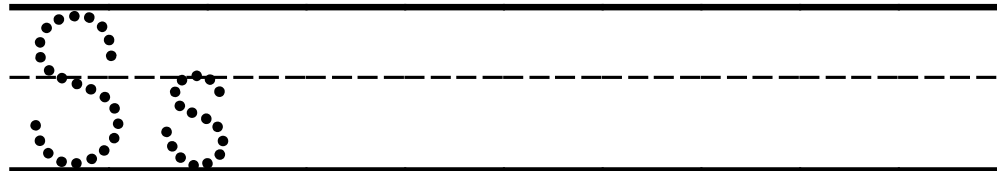
Flick describes a small flick to the right

Big flick describes the same movement as 'flick' but wider

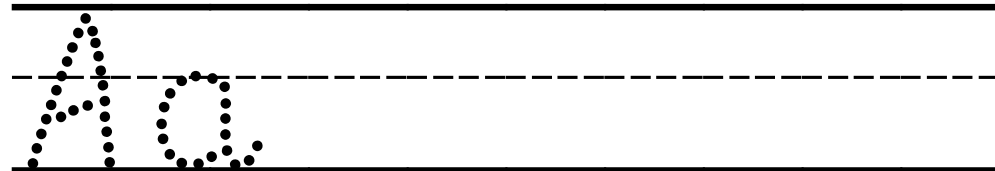
Under describes the same movement as 'big flick' but to the left, and typically curling under the rest of the letter.




Around and back around

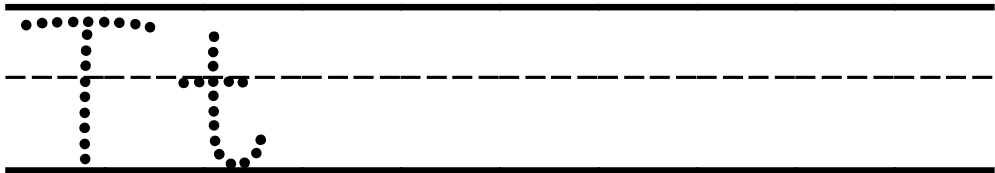


Around, up, down and flick






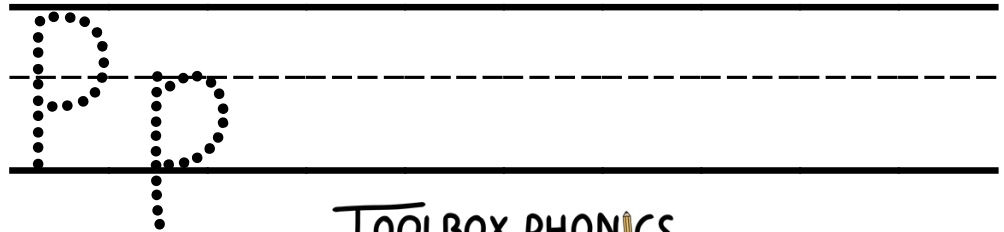
Tall line down,
big flick, and across



TOOLBOX PHONICS



Down, up, around



TOOLBOX PHONICS