

TOOLBOX PHONICS

British Curriculum-Aligned Phonics through Play

Phase 2 Teach Activity

© Toolbox Phonics Ltd. All rights reserved.


All content in this document is the original intellectual property of Toolbox Phonics Ltd.

No part of this resource may be copied, modified, shared, or distributed in any form without written permission from the publisher.

For personal teaching, tutoring, or classroom use only.

Commercial use, resale, or redistribution is strictly prohibited.

www.toolboxphonics.com



Mystery Bag



How to Play

- 1 Inside a 'mystery bag' place the initial sound picture cards (or use real items).
- 2 Lay out the letter flashcards in front of the bag.
- 3 Invite the child/children to choose a picture (or item) from the bag and identify its initial sound. They then match it to the correct letter card. This skill develops phoneme (sound)-grapheme (letter) correspondence.

Playing with a Large Group


If you are playing with a large group, opt to stick the letter flashcards on the board so that all the children can see them.

Toolbox Items:


You can substitute these items with similar ones




mystery bag




TOOLBOX PHONICS




TOOLBOX PHONICS




TOOLBOX PHONICS




TOOLBOX PHONICS




TOOLBOX PHONICS




TOOLBOX PHONICS




TOOLBOX PHONICS




TOOLBOX PHONICS




TOOLBOX PHONICS



TOOLBOX PHONICS



TOOLBOX PHONICS




TOOLBOX PHONICS




TOOLBOX PHONICS



TOOLBOX PHONICS



TOOLBOX PHONICS



TOOLBOX PHONICS

Word Lists:

s

spider

sun

sunflower

snake

a

apple

ant

astronaut

anchor

t

tiger

tin

tomato

teeth

p

pumpkin

pan

pineapple

pig