

# TOOLBOX PHONICS

British Curriculum-Aligned Phonics through Play

## Phase 2 Revisit Activity

© Toolbox Phonics Ltd. All rights reserved.


All content in this document is the original intellectual property of Toolbox Phonics Ltd.

No part of this resource may be copied, modified, shared, or distributed in any form without written permission from the publisher.

**For personal teaching, tutoring, or classroom use only.**

Commercial use, resale, or redistribution is strictly prohibited.

[www.toolboxphonics.com](http://www.toolboxphonics.com)



# Blend & Segment Song



## How to Play

- 1 Together, sing the oral blending and segmenting song to the tune of 'Twinkle, Twinkle, Little Star'. Ensure the child/children have the opportunity to both orally blend and orally segment.
- 2 As you sing the song, use different CVC (consonant-vowel-consonant) images to represent each verse. Start by showing a picture and inserting it into the song, for example, 'I can spell the sounds in cat, c-a-t, that spells cat.'
- 3 Sing each verse three times. The first time, the adult sounds out and blends the word (e.g., 'c-a-t' that spells 'cat'). The second time, the child/children sound out the word. The third time, you both sing it together, blending the sounds smoothly.
- 4 Ensure you use a variety of CVC images to keep the activity engaging. For example, after 'cat', you might use 'dog', 'sun', or 'hat'. This helps children practice with different sounds and enhances their phonemic awareness.

To the tune of 'Twinkle, Twinkle, Little Star'

I can spell the sounds in cat,

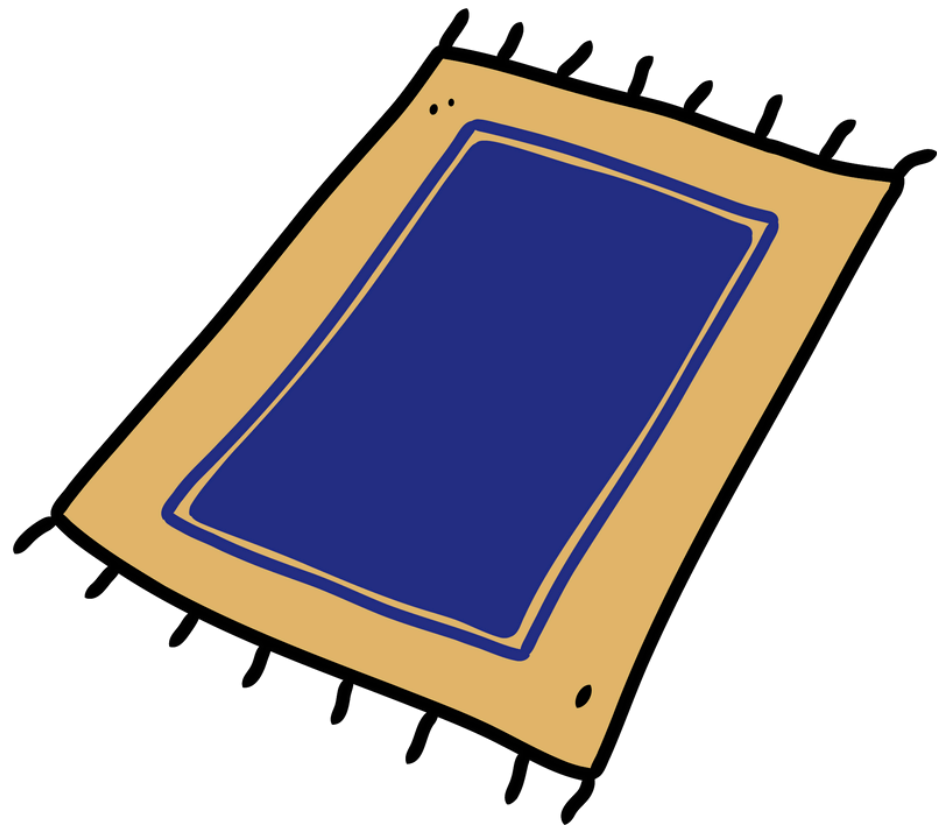
C-a-t that spells cat.

Can you spell the sounds in cat?


C-a-t that spells cat.

We can spell the sounds in cat,

C-a-t that spells cat!




TOOLBOX PHONICS



TOOLBOX PHONICS




TOOLBOX PHONICS




TOOLBOX PHONICS



TOOLBOX PHONICS




TOOLBOX PHONICS



TOOLBOX PHONICS




TOOLBOX PHONICS



TOOLBOX PHONICS



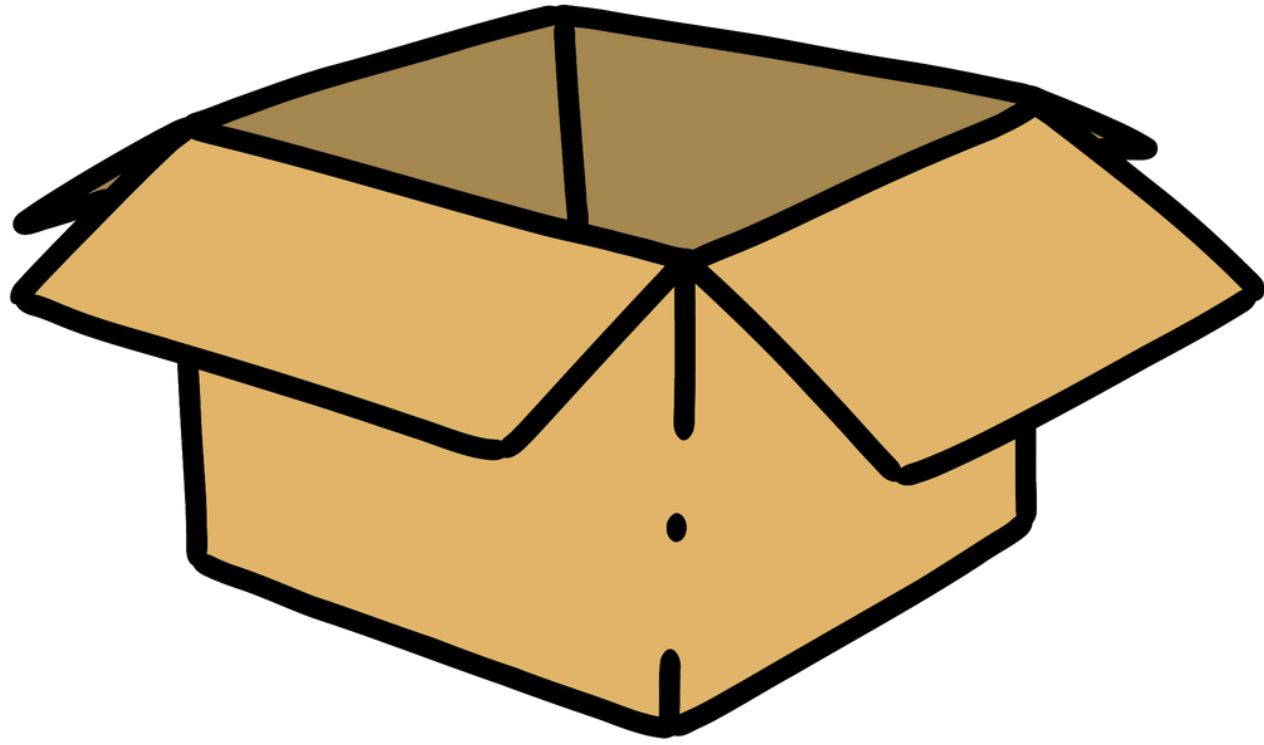
TOOLBOX PHONICS




TOOLBOX PHONICS



TOOLBOX PHONICS




TOOLBOX PHONICS




TOOLBOX PHONICS




TOOLBOX PHONICS



TOOLBOX PHONICS




TOOLBOX PHONICS




TOOLBOX PHONICS




TOOLBOX PHONICS




TOOLBOX PHONICS



TOOLBOX PHONICS



TOOLBOX PHONICS



TOOLBOX PHONICS



TOOLBOX PHONICS