

TOOLBOX PHONICS

British Curriculum-Aligned Phonics through Play

Phase 2 Sentences Activity

© Toolbox Phonics Ltd. All rights reserved.


All content in this document is the original intellectual property of Toolbox Phonics Ltd.

No part of this resource may be copied, modified, shared, or distributed in any form without written permission from the publisher.

For personal teaching, tutoring, or classroom use only.

Commercial use, resale, or redistribution is strictly prohibited.

www.toolboxphonics.com



Read & Match




Reading Captions

- 1 For the reading captions option, adults should remove the pictures from the captions ahead of the activity.
- 2 Before the child/children read the caption, spend some time counting the words and adding sound buttons. A helpful tip is to use a different colour for the sound buttons in each word. This helps guide the children in sounding out and blending each word individually.
- 3 Read each caption together and then match it to the correct picture.

Toolbox Items:

You can substitute these items with similar ones

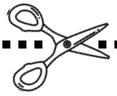


coloured pens

I pat



TOOLBOX PHONICS



a tap



TOOLBOX PHONICS

s 

a 

t 

p 

I pat



TOOLBOX PHONICS

s 

a 

t 

p 

a tap



TOOLBOX PHONICS