

TOOLBOX PHONICS

British Curriculum-Aligned Phonics through Play

Phase 1 Activity

© Toolbox Phonics Ltd. All rights reserved.


All content in this document is the original intellectual property of Toolbox Phonics Ltd.

No part of this resource may be copied, modified, shared, or distributed in any form without written permission from the publisher.

For personal teaching, tutoring, or classroom use only.

Commercial use, resale, or redistribution is strictly prohibited.

www.toolboxphonics.com



Noisy Box



Below is a selection of suggested items to collect for the activity. You do not need to print this resource.

How to Play


- 1 Gather some everyday items that make distinctive sounds (e.g., keys, a bottle of water, a bike bell). Allow the child to explore the sounds these items make, this will help them to identify the sounds in the next part of the game.
- 2 Next, hide the items either behind your back or under a piece of fabric. Ask the child to close their eyes or wear a blindfold whilst you place one of the items in a box with a hole cut into the top. Alternatively, instead of cutting a hole, place a piece of fabric over the top of an open box or simply use a blind fold.
- 3 Sing the 'Noisy Box' song to the tune of 'Twinkle, Twinkle, Little Star', inserting the child's name into it. The child then reaches their hand into the box and shakes, bangs, or clicks the item inside whilst trying to identify the sound they hear.
- 4 After the sound is identified, remove the item from the box. Repeat the process with a new item, again asking the child to close their eyes.

Playing with a Group

Choose a child's name to insert into the song. That child comes forward to play the sound of the item in the box whilst the other children listen and identify it.

Toolbox Items

You can substitute these items with similar ones



box



blindfold

To the tune of 'Twinkle, Twinkle, Little Star'

Noisy, Noisy, Noisy Box,

What is hiding in the box?

Put your hand in (insert name)

See what you can hear,

Bang it, shake it, squish it and use your listening ear!

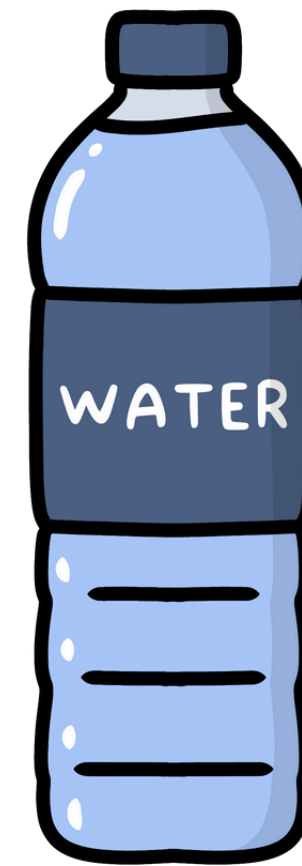
Noisy, Noisy, Noisy Box

Let's find out what's in the box!



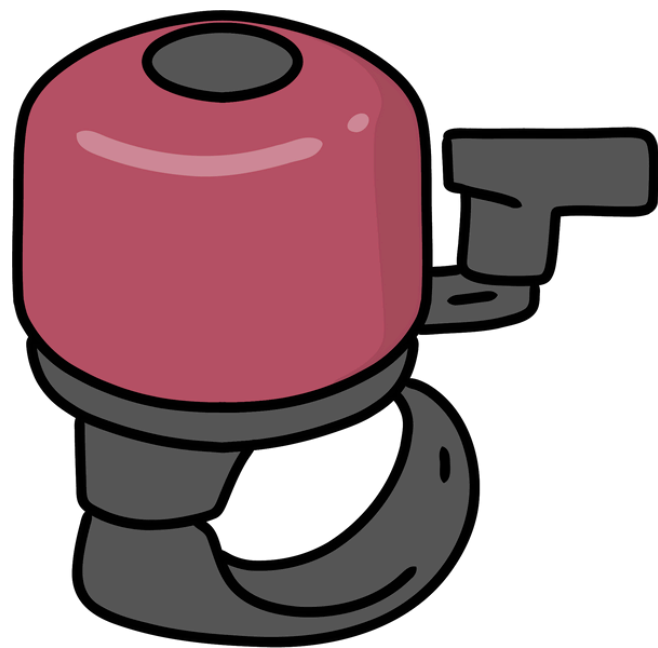
Bunch of Keys

TOOLBOX PHONICS




Water Bottle

TOOLBOX PHONICS



Bike Bell

TOOLBOX PHONICS

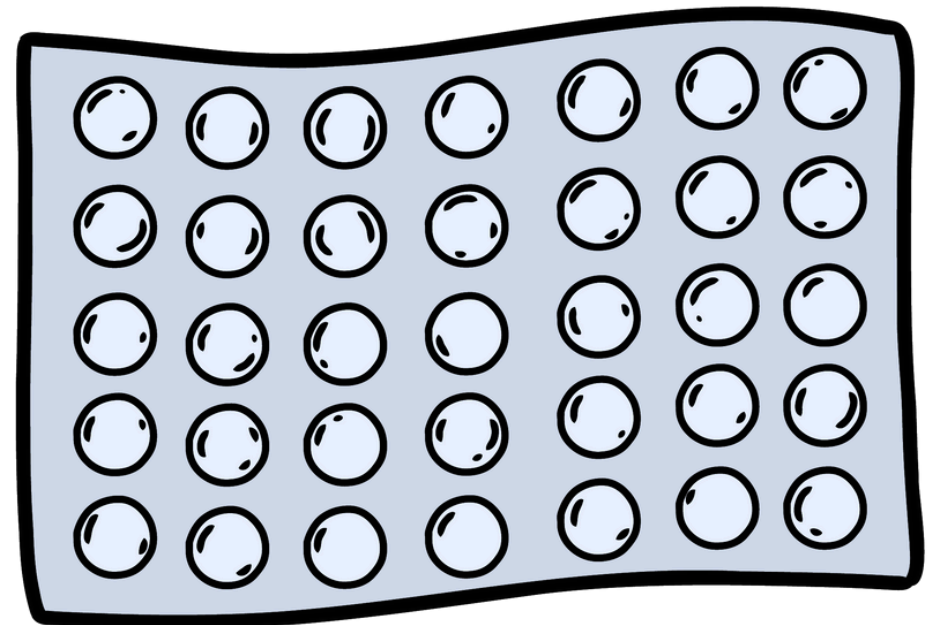


Light Switch

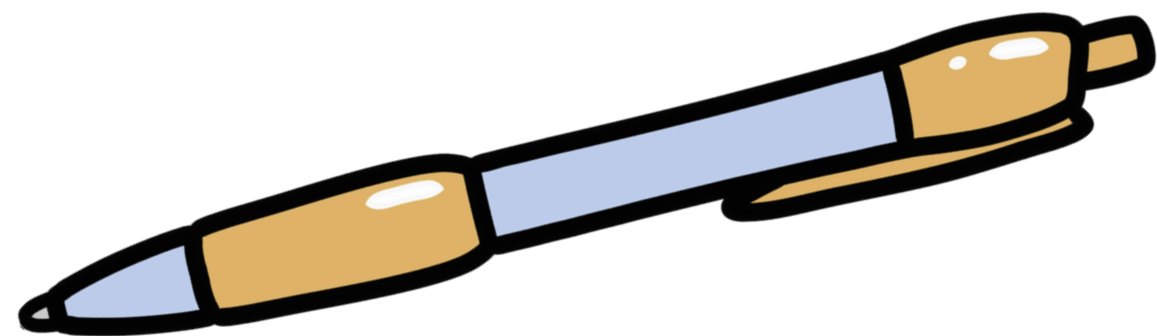
TOOLBOX PHONICS




Tub of Dried Rice




Bubble Wrap



Clicky Pen




Velcro



Squeaky Toy

TOOLBOX PHONICS




Wind-up Toy

TOOLBOX PHONICS



Salt Grinder

TOOLBOX PHONICS



Door Chain

TOOLBOX PHONICS